

Kinetics and mechanism of the oxidation of formic and oxalic acids by benzyltrimethylammonium dichloroiodate

POONAM GUPTA and SEEMA KOTHARI*
Department of Chemistry, JNV University, Jodhpur 342 005, India

MS received 21 September 2000

Abstract. The oxidation of formic and oxalic acids by benzyltrimethylammonium dichloroiodate (BTMACI), in the presence of zinc chloride, leads to the formation of carbon dioxide. The reaction is first order with respect to BTMACI, zinc chloride and organic acid. Oxidation of deuteriated formic acid indicates the presence of a kinetic isotope effect. Addition of benzyltrimethylammonium chloride enhances the rate. It is proposed that the reactive oxidizing species is $[(\text{PhCH}_2\text{Me}_3\text{N})^+(\text{IZn}_2\text{Cl}_6)^-]$. Suitable mechanisms have been proposed.

Keywords. Polyhalogens; benzytrimethylammonium dichloroiodate; organic acids.

1. Introduction

Benzyltrimethylammonium polyhalides are widely used as halogenating reagents in synthetic organic chemistry¹⁻³. However, they have been rarely used as oxidizing agents⁴⁻⁶. These compounds are more suitable than molecular halogens because they are solids and therefore easy to handle, and owing to their stability, selectivity and excellent product yields. We are interested in the kinetic and mechanistic studies of new oxidizing agents and have recently reported the oxidation of substituted benzyl alcohols⁷ and aliphatic aldehydes⁸ by benzyltrimethylammonium dichloroiodate (BTMACI). In the present article, kinetics of oxidation of formic (FA) and oxalic (OA) acids by BTMACI, in glacial acetic acid, in the presence of zinc chloride have been described and their mechanistic aspects are discussed.

2. Experimental

2.1 Materials

BTMACI was prepared by the reported method¹ and its purity was checked by iodometry. The organic acids were commercial products of the highest degree of purity available and were used as supplied. The solution of formic acid was standardized by alkalimetry while that of oxalic acid was prepared by direct weighing. *a*-Deuterioformic acid (DCOOH or DFA) was prepared by the reported method⁹ and its isotopic purity, ascertained by NMR spectra, was $94 \pm 5\%$. Acetic acid was refluxed with chromic oxide and acetic anhydride for 6 h and then fractionated¹⁰.

*For correspondence

BTMACI is only slightly soluble in acetic acid at room temperature. However, the addition of zinc chloride renders it readily soluble in acetic acid. We had earlier observed⁷ that in the absence of ZnCl_2 , the strength of a saturated solution of BTMACI in acetic acid is $0.0005 \text{ mol dm}^{-3}$. Addition of ZnCl_2 ($0.002 \text{ mol dm}^{-3}$) increased the solubility of BTMACI and a saturated solution of BTMACI, under these conditions, has a strength of $0.0016 \text{ mol dm}^{-3}$.

2.2 Stoichiometry

The oxidation of oxalic and formic acids leads to the formation of carbon dioxide. No quantitative determination of carbon dioxide formed was carried out.

To determine the stoichiometry, BTMACI (0.005 mol) and the organic acid (0.001 mol) were made up to 100 ml in glacial acetic acid in the presence of zinc chloride ($0.015 \text{ mol dm}^{-3}$). The solutions were allowed to stand for $\approx 10 \text{ h}$ to ensure the completion of the reaction. The residual BTMACI was determined spectrophotometrically at 364 nm . Several determinations, with both formic and oxalic acids showed that the stoichiometry is 1:1.

2.3 Spectral studies

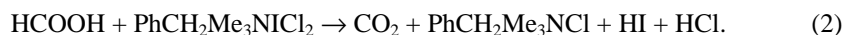
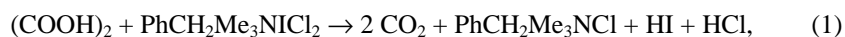
UV-Vis spectra of $0.0005 \text{ mol dm}^{-3}$ of BTMACI alone and in the presence of 0.002 , 0.003 and $0.006 \text{ mol dm}^{-3}$ of ZnCl_2 were obtained using an HP-diode array spectrophotometer (Model 8452A), at $300 \pm 3 \text{ K}$. Both solvent and blank were glacial acetic acid. Scanning speed was 600 nm s^{-1} .

2.4 Kinetic measurements

The reactions were carried out under pseudo-first-order conditions by maintaining a large excess of the acid ($\times 15$ times or more) over BTMACI, at constant temperature (± 0.1), in glacial acetic acid as solvent. The reactions were carried out in the presence of zinc chloride ($0.003 \text{ mol dm}^{-3}$ unless stated otherwise) and were followed by monitoring the decrease in [BTMACI] spectrophotometrically at 364 nm for at least three half-lives. The pseudo-first-order rate constant, k_{obs} , was evaluated from the linear ($r^2 > 0.995$) plots of $\log[\text{BTMACI}]$ against time. Duplicate kinetic runs showed that the rate constants were reproducible to within $\pm 3\%$. The experimental third order rate constant, k_3 , was determined from the relationship, $k_3 = k_{\text{obs}}/[\text{acid}][\text{ZnCl}_2]$.

3. Results and discussion

Stoichiometric determination indicated the following overall reactions for the oxidation of OA and FA respectively,



3.1 Rate laws

The reaction is of first order with respect to BTMACI. Further, the pseudo-first-order rate constants do not depend on the initial concentration of BTMACI. The reaction rate

increases linearly with increase in concentration of the acid (table 1). With increase in the concentration of zinc chloride also, the reaction rate increases linearly (table 2). A plot of k_{obs} vs $[\text{ZnCl}_2]$ is linear ($r^2 > 0.9980$) and passes through the origin. An addition of benzyltrimethylammonium chloride (BTMACI) enhances the reaction rate slightly (table 3).

3.2 Induced polymerization of acrylonitrile

Oxidation of the acid, under nitrogen atmosphere, failed to induce polymerization of acrylonitrile. Further, addition of acrylonitrile had no effect on the rate (table 1).

3.3 Effect of temperature

Rates of oxidation of both the acids were determined at different temperatures and activation parameters calculated (table 4).

3.4 Kinetic isotope effect

To ascertain the importance of the cleavage of the $\alpha\text{-C-H}$ bond in the rate-determining step, the oxidation of DFA was studied. The results showed (table 4) the presence of a primary kinetic isotope effect ($k_{\text{H}}/k_{\text{D}} = 5.11$ at 313 K).

3.5 Spectral studies

A comparison of the UV-Vis spectra (figure 1) of BTMACI alone and in the presence of different concentrations of ZnCl_2 showed that the nature of the spectra is not much different in the presence and absence of zinc chloride. However, there is initial sharp decrease in absorbance followed by regular but gradual decrease in the absorbance of BTMACI on further addition of ZnCl_2 . This clearly shows that a strong complex is

Table 1. Rate constants for the oxidation of organic acids by BTMACI at 313 K.

$10^3[\text{BTMACI}]$ (mol dm^{-3})	[Acid] (mol dm^{-3})	$10^5 k_{\text{obs}} (\text{s}^{-1})$	
		FA	OA
1.0	0.1	1.02	35.8
1.0	0.2	2.11	70.7
1.0	0.3	3.17	105
1.0	0.5	5.55	180
1.0	1.0	10.9	360
1.0	1.5	16.0	520
1.0	2.0	20.9	712
0.2	1.0	10.5	370
0.4	1.0	11.1	358
0.6	1.0	10.2	372
0.8	1.0	11.5	355
1.0	1.0	10.7*	362*

*Contained $0.005 \text{ mol dm}^{-3}$ acrylonitrile

Table 2. Effect of zinc chloride on the rate of oxidation of organic acids by BTMACI.[BTMACI] = 0.001 mol dm⁻³, [acid] = 1.0 mol dm⁻³, temperature = 313 K.

10 ⁵ <i>k</i> _{obs} (s ⁻¹)	10 ³ [ZnCl ₂](mol dm ⁻³)					
	2.0	3.0	4.0	5.0	8.0	10.0
FA	6.99	10.9	15.1	18.2	29.7	38.5
OA	230	360	480	600	970	1200

Table 3. Effect of benzyltrimethylammonium chloride on the rate of oxidation of organic acids by BTMACI.[BTMACI] = 0.001 mol dm⁻³, [acid] = 1.0 mol dm⁻³, temperature = 313 K.

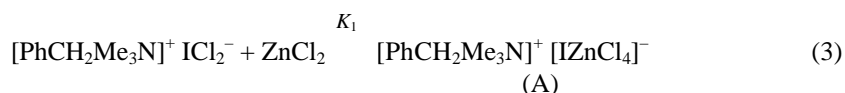
10 ³ <i>k</i> _{obs} (s ⁻¹)	10 ³ [BTMACI](mol dm ⁻³)					
	0.0	0.4	0.6	1.0	3.0	4.0
FA	10.9	11.7	13.4	16.5	19.0	20.8
OA	360	381	440	542	615	676

Table 4. Temperature dependence of reaction rate and activation parameters for the oxidation of organic acids by BTMACI.

Acid	<i>k</i> ₃ (dm ⁶ mol ⁻² s ⁻¹) at				ΔH^* (kJ mol ⁻¹)	ΔS^* (J mol ⁻¹ K ⁻¹)	ΔG^* (kJ mol ⁻¹)
	303 K	308 K	313 K	318 K			
FA	11.1	17.8	28.1	44.3	71.3 ± 0.5	-48 ± 2	85.4 ± 0.4
OA	770	962	1193	1468	31.9 ± 0.2	-142 ± 1	74.2 ± 0.2
DFA	2.04	3.38	5.50	8.75	75.2 ± 0.4	-49 ± 2	89.6 ± 0.3
<i>k</i> _H / <i>k</i> _D	5.44	5.27	5.11	5.06			

formed initially which undergoes further complexation and whose concentration increases with increase in concentration of ZnCl₂.

From our data⁷ on the solubility of BTMACI in the absence and the presence of ZnCl₂, the value of the equilibrium constant, *K*₁, is about 2400 mol⁻¹ dm³. This indicates that even at the lowest concentration of ZnCl₂ used, almost the whole of BTMACI is in the form of complex (A). Linear increase in the rate with increase in the concentration of ZnCl₂ points to further complexation. The role of ZnCl₂ is to co-ordinate with ICl₂⁻. Interhalogen compounds are known to form complexes with Lewis acids like zinc chloride¹¹.



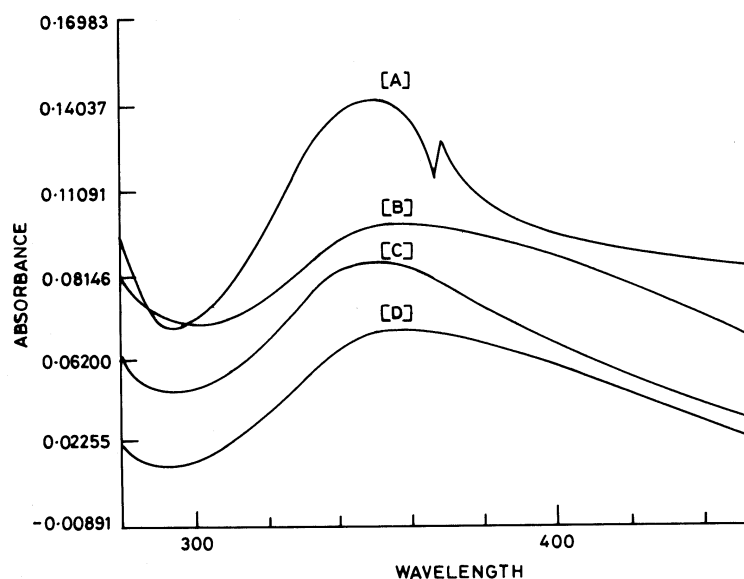
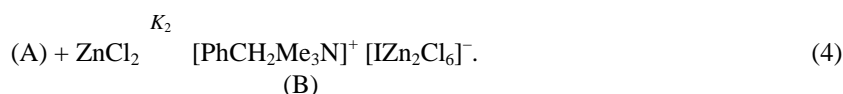
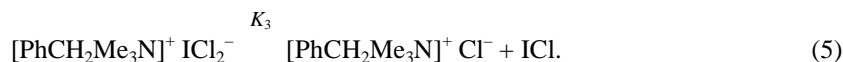


Figure 1. UV-Vis spectra of [A]: $0.0005 \text{ mol dm}^{-3}$ BTMACI, [B]: [A] + $0.002 \text{ mol dm}^{-3}$ ZnCl_2 , [C]: [A] + $0.003 \text{ mol dm}^{-3}$ ZnCl_2 , [D]: [A] + $0.006 \text{ mol dm}^{-3}$ ZnCl_2 . Solvent: Glacial acetic acid. Temperature: $300 \pm 3 \text{ K}$.



In the complexes (A) and (B), the formal oxidation state of iodine is +1. Despite the lack of evidence for the existence of discrete I^+ ions, its stable complexes with donors have been known for a long time^{11,12}. The formation of positive iodine species in the sulphuric acid medium has been reported recently¹³. Acetic acid is a relatively poor ionizing solvent and formation of ion-pairs in it is a distinct possibility. Therefore, it is probable that complexes (A) and (B) exist as ion-pairs in the solvent.

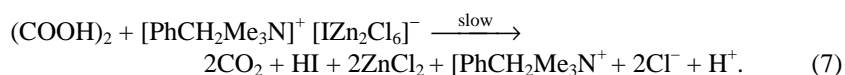
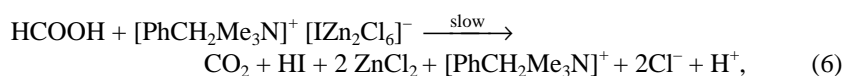
The observed dependence on the concentration of zinc chloride indicates that the equilibrium between (A) and (B) is rapid, that the equilibrium constant, K_2 , is small, the reaction is not complete even at high concentration of ZnCl_2 , and that only the complex (B) is reactive. The small rate-enhancing effect of BTMACI suggests that iodine monochloride is not involved in the oxidation process.



Therefore, (B) is the only reactive oxidizing species in the oxidation of acids. The formation of the complex is supported by the spectral studies also. The existence of the anion, $[\text{Zn}_2\text{Cl}_6]^{2-}$, in tetrahydrofuran has been confirmed by X-ray crystallography¹⁴. Various metallic salts of $[\text{Zn}_2\text{Cl}_6]^{2-}$ are known¹⁵.

3.5 Mechanism

In view of the absence of any effect of acrylonitrile on the rate of reaction and the failure to induce polymerization of acrylonitrile, it is unlikely that a one-electron oxidation, giving rise to free radicals, takes place in the reaction. The presence of a substantial primary kinetic isotope effect confirms that the α -C-H bond is cleaved in the rate-determining step. Based on the kinetic results and above considerations, it is proposed that the rate-determining step, in the oxidation of formic acid, involves the transfer of a hydride-ion to the oxidant (see (6) below). The relatively large decrease in the entropy of activation in the oxidation of oxalic acid suggests the involvement of both the carboxylic acid groups in the transition state ((7) below).



The proposed mechanism is supported by the observed negative entropy of activation. As charge separation takes place in the transition state, the two ends become highly solvated. This results in an immobilization of a large number of solvent molecules, reflected in the loss of entropy.

Acknowledgements

Thanks are due to Prof. K K Banerji for his helpful suggestions and to the University Grants Commission, India, for financial support.

References

1. Fujisaki S, Kajigaeshi S, Kakinami T, Yamasaki H and Okamoto T 1988 *Bull. Chem. Soc. Jpn.* **61** 600
2. Kajigaeshi S, Kakinami T, Moriwaki M, Tanaka T, Fujisaki S and Okamoto T 1989 *Bull. Chem. Soc. Jpn.* **62** 439
3. Mitra S and Sreekumar K 1997 *Indian J. Chem.* **B36** 133
4. Kajigaeshi S, Kawamuki H and Fujisaki S 1989 *Bull. Chem. Soc. Jpn.* **62** 2585
5. Kajigaeshi S, Morikawa Y, Fujisaki S, Kakinami T and Nishihira K 1991 *Bull. Chem. Soc. Jpn.* **64** 336
6. Kakinami T, Kajigaeshi S, Morikawa Y, Fujisaki S and Nishihara K 1991 *Bull. Chem. Soc. Jpn.* **64** 1060
7. Rao P S C, Suri D, Kothari S and Banerji K K 1998 *J. Chem. Res.* (S) 510, (M) 2251
8. Goswami G, Kothari S and Banerji K K 1999 *Indian J. Chem.* **B38** 1270
9. Wiberg K B and Stewart R 1956 *J. Am. Chem. Soc.* **78** 1214
10. Orton K J P and Bradfield A 1924 *J. Chem. Soc.* 960; Orton K J P and Bradfield A 1927 *J. Chem. Soc.* 983
11. Downs A J and Adams C J 1973 *Comprehensive inorganic chemistry* (eds) J C Bailar, H J Emeleus, R N Yholm and A F Tritman-Dickenson (Oxford: Pergamon) vol. 2, p. 1344
12. *Supplement to Mellor's comprehensive treatise on inorganic and theoretical chemistry* 1956 (eds) H VA Briscoe, A A Eldridge and G M Dyson (London: Longmans) vol. 2, p. 500
13. Chaikovski V K, Kharlova T S, Filimonov V D and Saryucheva T A 1999 *Synthesis* 748
14. Cotton F A, Duraj S A, Extine M W, Lewis G E, Roth W J, Schmulbach C D and Schwotzer W 1983 *J. Chem. Soc., Chem. Commun.* 1377
15. Emeleus H J 1973 *Inorganic chemistry* (London: Butterworths) vol. 1, p. 53